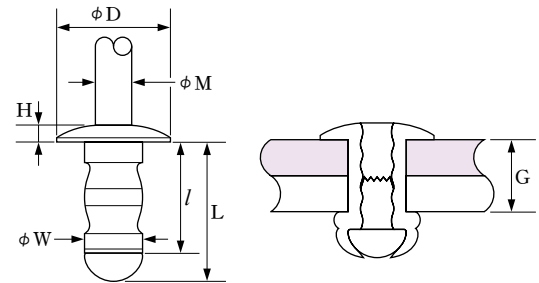


FX Type / Various fastening ranges (Round head)



The rivet in one size fits a wide range of material thicknesses. It is characterized by neat finish and high strength clamping.

Symbols of standard dimensions and installation diagram



(Round head)

Product code

D AS 503 FX

① ② ③ ④

- ① Flange shape code (D: Round head)
 ② Material code (AS and SS * See the specification table.)
 ③ Size code (* See the specification table.)
 ④ Rivet type (FX)

AS specification table

AS (Sleeve: Aluminum A5052 / fabric, Mandrel: Hard steel wire / zinc plating)

Sleeve diameter W(mm)	Mating hole diameter (mm)	Size code	Recommended fastening range G(mm)	l (mm)	L* ¹ (mm)	D (mm)	H (mm)	M (mm)	Strength* ² (kN)	
							Round head		Tensile	Shear
3.2	3.3 ^{+0.1} / ₀	401	0.8 ~ 4.7	8.1	10.2	6.4	1.0	1.92	1.0	0.7
		402	4.0 ~ 7.9	11.1	13.2					
4.0	4.1 ^{+0.1} / ₀	501	1.2 ~ 6.3	9.3	11.8	8.0	1.2	2.42	1.5	1.1
		502	4.0 ~ 9.5	13.0	15.5					
		503	6.4 ~ 12.7	18.0	20.5					
4.8	4.9 ^{+0.1} / ₀	601	1.6 ~ 6.4	10.5	13.4	9.5	1.5	2.94	2.5	1.7
		602	4.8 ~ 11.4	15.8	18.7					
		603	8.4 ~ 12.7	17.9	20.8					
		604	12.7 ~ 19.8	25.9	28.8					

SS specification table

SS (Sleeve: Steel SWCH / trivalent chromate, Mandrel: Hard steel wire / zinc plating)

Sleeve diameter W(mm)	Mating hole diameter (mm)	Size code	Recommended fastening range G(mm)	l (mm)	L* ¹ (mm)	D (mm)	H (mm)	M (mm)	Strength* ² (kN)	
							Round head		Tensile	Shear
3.2	3.3 ^{+0.1} / ₀	401	0.8 ~ 4.7	8.1	10.2	6.4	1.0	2.02	1.3	1.1
		402	4.0 ~ 7.9	11.1	13.2					
4.8	4.9 ^{+0.1} / ₀	601	1.6 ~ 6.4	10.5	13.6	9.5	1.5	3.12	3.4	2.6
		602	4.8 ~ 11.4	15.8	18.9					
		603	8.4 ~ 12.7	17.9	21.0					
		604	12.7 ~ 19.8	25.9	29.0					

*1. The L lengths are given as guidelines. *2. The strength values are obtained through our own testing.

Remarks (1) The steel mandrel is plated with zinc. For trivalent chromate plating, please ask us.

(2) The steel sleeve is plated with trivalent chromate.

(3) The standard dimensions are subject to change without notice.

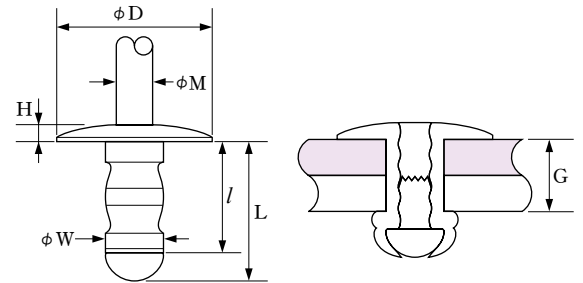
(4) Please ask us when the required fastening range exceeds the recommended range or when it is near lower limit.

FX Type / Various fastening ranges (Large flange^{*1})



The rivet in once size fits a wide range of material thicknesses, and the large flange firmly holds the workpieces in place.

Symbols of standard dimensions and installation diagram



(Large flange)

Product code

LF AS 503 FX

① ② ③ ④

- ① Flange shape code (LF: Large flange)
- ② Material code (AS and SS * See the specification table.)
- ③ Size code (* See the specification table.)
- ④ Rivet type (FX)

AS specification table

AS (Sleeve: Aluminum A5052 / fabric, Mandrel: Hard steel wire / zinc plating)

Sleeve diameter W(mm)	Mating hole diameter (mm)	Size code	Recommended fastening range G(mm)	l (mm)	L ^{*2} (mm)	D (mm)	H (mm)	M (mm)	Strength ^{*3} (kN)	
							Large flange		Tensile	Shear
3.2	3.3 ^{+0.1} ₀	401	0.8 ~ 4.7	8.1	10.2	8.0	1.0	1.92	1.0	0.7
		501	1.2 ~ 6.3	9.3	11.8	12.0	1.5	2.42	1.5	1.1
4.0	4.1 ^{+0.1} ₀	502	4.0 ~ 9.5	13.0	15.5					
		503	6.4 ~ 12.7	18.0	20.5					
4.8	4.9 ^{+0.1} ₀	601	1.6 ~ 6.4	10.5	13.4	15.5	2.0	2.94	2.5	1.7
		602	4.8 ~ 11.4	15.8	18.7					

SS specification table

SS (Sleeve: Steel SWCH / trivalent chromate, Mandrel: Hard steel wire / zinc plating)

Sleeve diameter W(mm)	Mating hole diameter (mm)	Size code	Recommended fastening range G(mm)	l (mm)	L ^{*2} (mm)	D (mm)	H (mm)	M (mm)	Strength ^{*3} (kN)	
							Large flange		Tensile	Shear
4.8	4.9 ^{+0.1} ₀	601	1.6 ~ 6.4	10.5	13.6	15.5	2.0	3.12	3.4	2.6
		602	4.8 ~ 11.4	15.8	18.9					
		603	8.4 ~ 12.7	17.9	21.0					
		604	12.7 ~ 19.8	25.9	29.0					

*1. Large flange rivets are made to order. *2. The L lengths are given as guidelines. *3. The strength values are obtained through our own testing.

Remarks) (1) The steel mandrel is plated with zinc. For trivalent chromate plating, please ask us.

(2) The steel sleeve is plated with trivalent chromate.

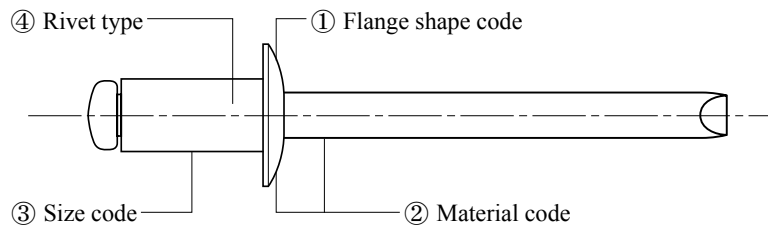
(3) The standard dimensions are subject to change without notice.

(4) Please ask us when the required fastening range exceeds the recommended range or when it is near lower limit.

Product coding system

D AS 53 □ □

① ② ③ ④



- ① Flange shape code : See Table 1 (D: Round head, K: Countersunk and LF: Large flange).
 ② Material code : See Table 2 (*AS: Aluminum sleeve and steel mandrel).
 ③ Size code : See the appropriate specification table.
 ④ Rivet type : See Table 3 (FX/GT/CP/PL/PLX/HL) (* No code for standard type).

Flange shape code (Table 1)

Code	Type	Shape	Features
D	Round head		Standard flange shape
K	Countersunk		The rivet head is flush with the surface of one of the mating parts.
LF	Large flange		The flange diameter is large. It is suitable for soft materials.

Material code (Table 2)

Code	Sleeve material	Mandrel material
AS	Aluminum A5154 / A5052	Hard steel wire
AA	Aluminum A5052	High-tensile aluminum wire
SS	Steel SWCH	Hard steel wire
CS	Austenitic stainless steel	Hard steel wire
CC	Austenitic stainless steel	High-tensile stainless steel wire
AC	Aluminum A5154	High-tensile stainless steel wire

Rivet type (Table 3)

Type	Features
Standard	Blind rivet most commonly used in various industries.
FX	The rivet in one size fits a wide range of material thicknesses.
GT	The large-diameter curls pull the workpieces tightly.
CP	The rivet provides highly airtight fastening, thanks to its plastic cap.
PL	The sleeve spreads widely in four petal-like parts that fasten the materials. It is mainly used to fasten soft materials.
PLX	Fastening the fixed mandrel head will reduce abnormal noise and stop running water.
HL	By maintaining the height of the buckling side low, different design variations are available.