
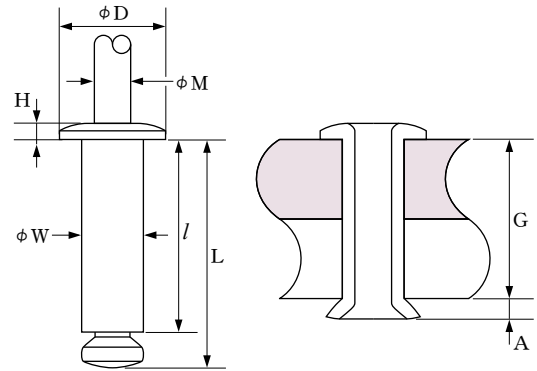


# HL Type / Lower buckling (Round head)

By maintaining the height of the buckling side low, different design variations are available.



## Symbols of standard dimensions and installation diagram



## Product code

**D AS 5G100 HL**

①      ②      ③      ④

- ① Flange shape code (D: Round head)
- ② Material code (AS \* See the specification table.)
- ③ Size code (\* See the specification table.)
- ④ Rivet type (HL)

## AS specification table

AS (Sleeve: Aluminum A5154 / fabric, Mandrel: Hard steel wire / zinc plating)

Sleeve diameter W(mm)	Mating hole diameter (mm)	Size code <sup>*1</sup>	Recommended fastening range G(mm) <sup>*1</sup>	l <sup>*1</sup> (mm)	L <sup>*1</sup> (mm)	A <sup>*2</sup> (mm)	D (mm)	H (mm)	M (mm)	Strength <sup>*1</sup> (kN)	
								丸頭		Tensile	Shear
3.2	3.3 <sup>+0.1</sup> <sub>0</sub>	4G***	***	***	***	1.3	6.4	1	1.83	***	***
4.0	4.1 <sup>+0.1</sup> <sub>0</sub>	5G***	***	***	***	1.5	6.7	1.0	2.28	***	***

This product is made to order.

\*1. Size code, recommended fastening range, l, L and strength vary depending on the use conditions. \*2. The A lengths are given as guidelines.

Remarks) (1) The mandrel is plated with zinc.


(2) The standard dimensions are subject to change without notice.

(3) Specification of the rivet will be designed based on work material, thickness, and diameter of mating hole. Please inquire us for details.

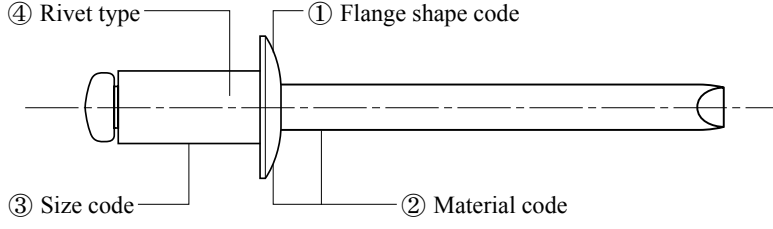
## Warning

Do not point the rivet setter at another person while riveting. (The mandrel may be broken and the head may fly out.)

## Product coding system

**D AS 53** 

①    ②    ③    ④

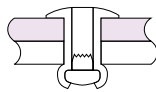
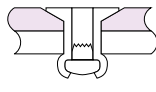
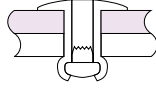


④ Rivet type    ① Flange shape code

③ Size code    ② Material code

① Flange shape code : See Table 1 (D: Round head, K: Countersunk and LF: Large flange).  
 ② Material code : See Table 2 (\*AS: Aluminum sleeve and steel mandrel).  
 ③ Size code : See the appropriate specification table.  
 ④ Rivet type : See Table 3 (FX/GT/CP/PL/PLX/HL) (\* No code for standard type).

## Flange shape code (Table 1)

Code	Type	Shape	Features
D	Round head		Standard flange shape
K	Countersunk		The rivet head is flush with the surface of one of the mating parts.
LF	Large flange		The flange diameter is large. It is suitable for soft materials.

## Material code (Table 2)

Code	Sleeve material	Mandrel material
AS	Aluminum A5154 / A5052	Hard steel wire
AA	Aluminum A5052	High-tensile aluminum wire
SS	Steel SWCH	Hard steel wire
CS	Austenitic stainless steel	Hard steel wire
CC	Austenitic stainless steel	High-tensile stainless steel wire
AC	Aluminum A5154	High-tensile stainless steel wire

## Rivet type (Table 3)

Type	Features
Standard	Blind rivet most commonly used in various industries.
FX	The rivet in one size fits a wide range of material thicknesses.
GT	The large-diameter curls pull the workpieces tightly.
CP	The rivet provides highly airtight fastening, thanks to its plastic cap.
PL	The sleeve spreads widely in four petal-like parts that fasten the materials. It is mainly used to fasten soft materials.
PLX	Fastening the fixed mandrel head will reduce abnormal noise and stop running water.
HL	By maintaining the height of the buckling side low, different design variations are available.